

Snapshot Feature Release Notes

These release notes support the Reports in Dashboards Report.

Contents:

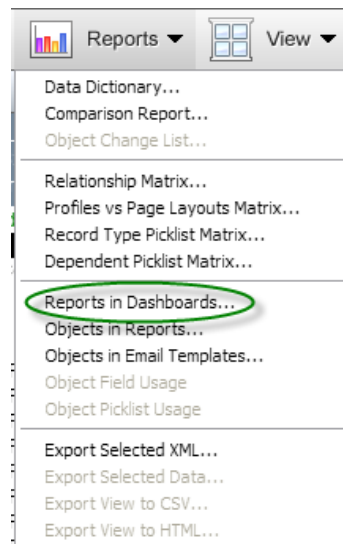
1. Overview of the new Reports in Dashboards Report
2. Product Support

1. Overview of new Reports in Dashboards Report

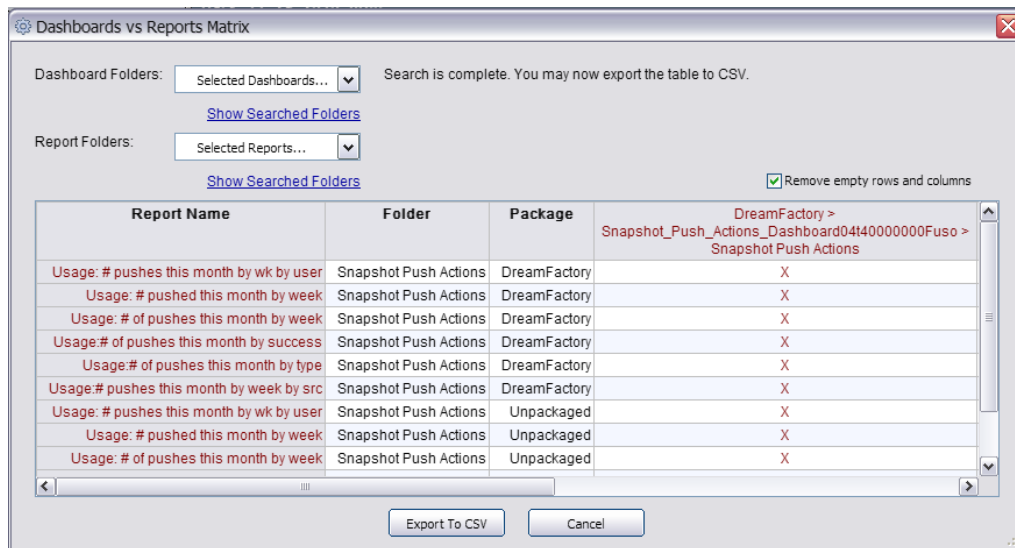
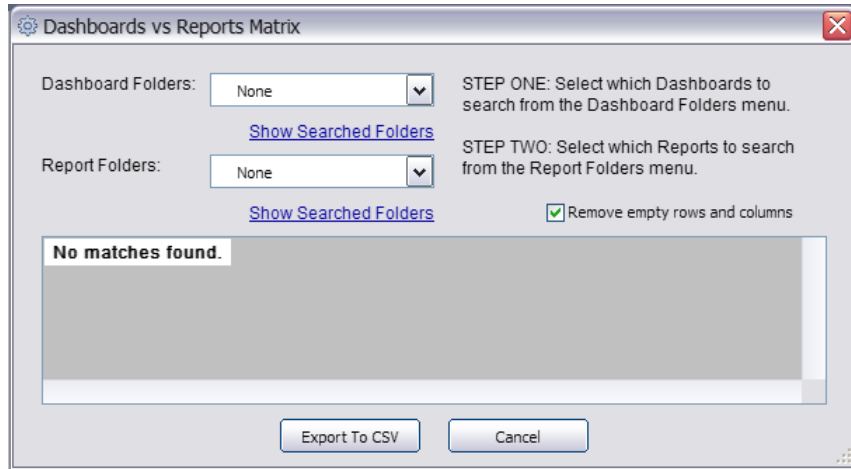
SnapShot has just added a new report enabling users to see what Reports are referenced in Dashboards. Users can now easily see what reports are tied to what Dashboards.

To access this report, follow the instructions below:

1. Go to the Asset Snapshot
2. Select the Reports and Dashboards report from the Reports Menu



- Once selected, the Dashboards vs. Reports Matrix will appear. Here you select the Dashboards and the Reports that you want to analyze from the appropriate drop down menus. The results will appear in the box in the middle. Below and to the right of the Reports drop down there is a check box which allows users to choose if they want to remove empty columns and rows and just show the results.



- You can also export the results out to a CSV file by clicking on the Export to CSV button at the bottom of the dialog box.

2. Product Support:

The purpose of this document is to highlight the new SnapShot enhancements. Please direct all questions to DreamFactory Support at one of the following Support Options.

Live Chat – You can initiate a Live Chat with one of our Success Engineers by simply clicking on the Support Menu and selecting the Live Chat option.

Phone Support – You can contact our Support Engineers by phone at 1-877-577-3453 or by selecting the Phone Support option from the Support Menu.

Email Support – You can also email DreamFactory Support at support@dreamfactory.com.

Support Wiki – You can access additional information by accessing the DreamFactory Support Wiki online at <http://dreamfactory.pbworks.com/SnapShot>.

DreamFactory Support is available 5:00 AM until 5:00 PM PST (8:00 AM – 8:00PM EST) M-F.