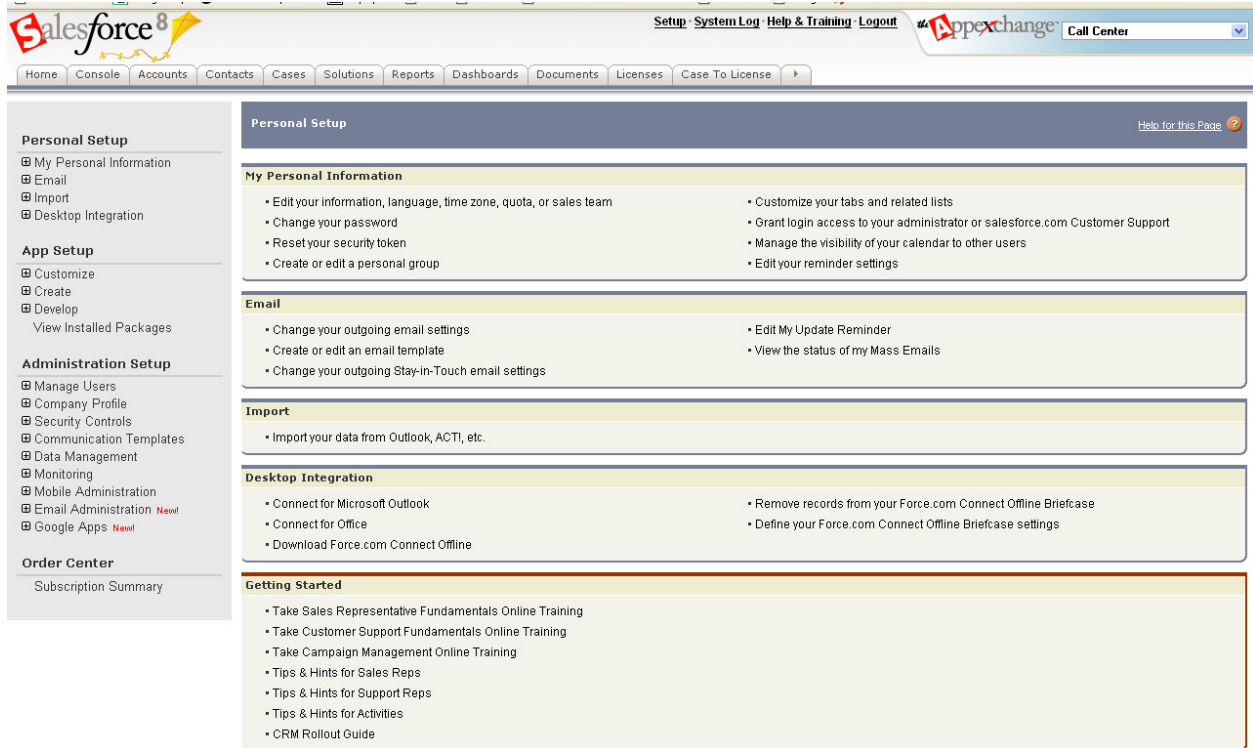
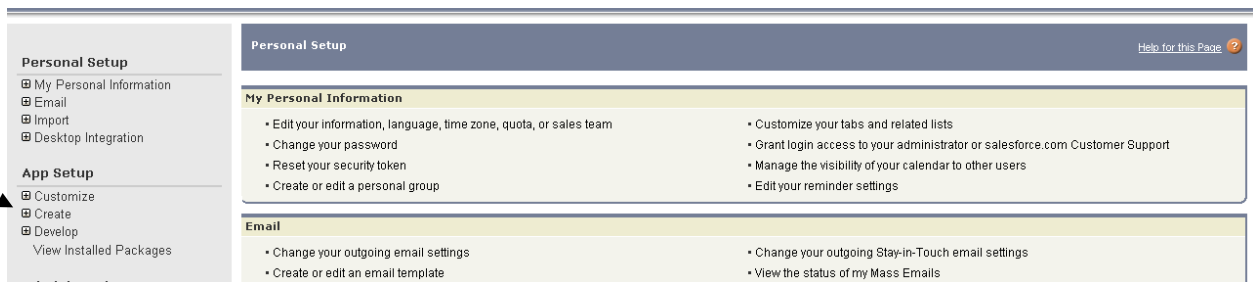


How to Customize DreamTeam Picklist Fields in Salesforce

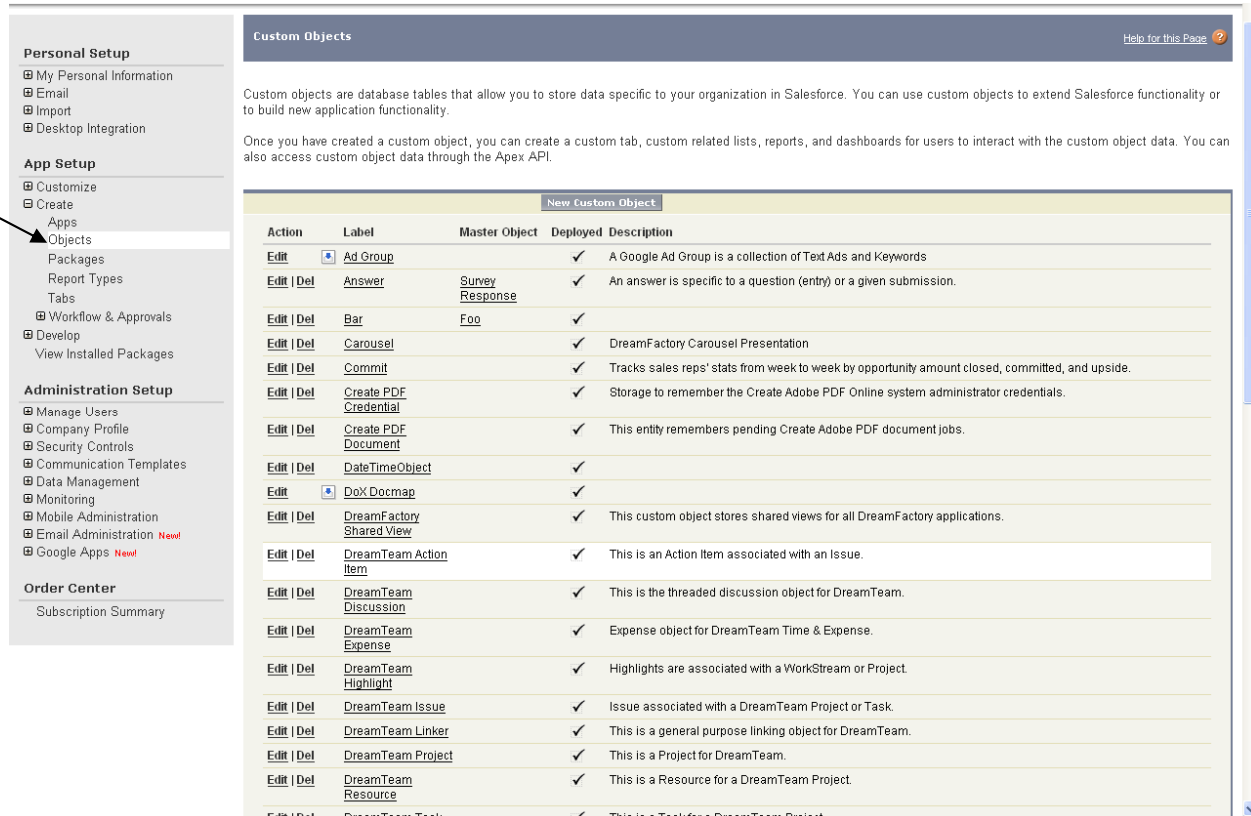
Step 1: Click on the Setup button at the top of the screen



Step 2: Under App setup on the left hand side click on Create



Step 3: Select the Custom Object that the picklist is associated with. (See list of picklists and Custom Objects at the bottom of this document)



Personal Setup

- My Personal Information
- Email
- Import
- Desktop Integration

App Setup

- Customize
- Create
 - Apps**
 - Objects
 - Packages
 - Report Types
 - Tabs
- Workflow & Approvals
- Develop
- View Installed Packages

Administration Setup

- Manage Users
- Company Profile
- Security Controls
- Communication Templates
- Data Management
- Monitoring
- Mobile Administration
- Email Administration **New!**
- Google Apps **New!**

Order Center

- Subscription Summary

Custom Objects [Help for this Page](#)

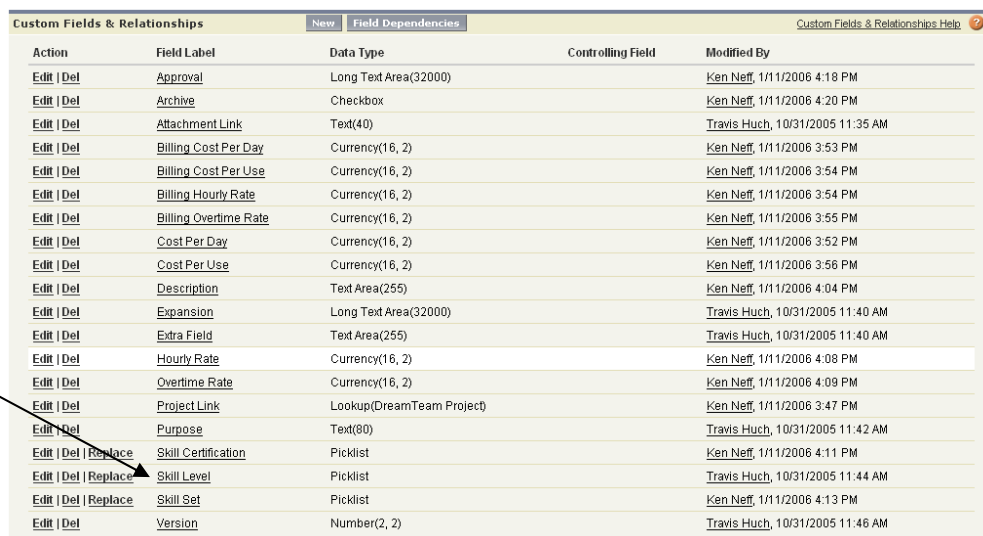
Custom objects are database tables that allow you to store data specific to your organization in Salesforce. You can use custom objects to extend Salesforce functionality or to build new application functionality.

Once you have created a custom object, you can create a custom tab, custom related lists, reports, and dashboards for users to interact with the custom object data. You can also access custom object data through the Apex API.

New Custom Object

| Action | Label | Master Object | Deployed | Description |
|--|--|---------------------------------|----------|---|
| Edit Del | Ad Group | | ✓ | A Google Ad Group is a collection of Text Ads and Keywords |
| Edit Del | Answer | Survey Response | ✓ | An answer is specific to a question (entry) or a given submission. |
| Edit Del | Bar | Foo | ✓ | |
| Edit Del | Carousel | | ✓ | DreamFactory Carousel Presentation |
| Edit Del | Commit | | ✓ | Tracks sales reps' stats from week to week by opportunity amount closed, committed, and upside. |
| Edit Del | Create PDF Credential | | ✓ | Storage to remember the Create Adobe PDF Online system administrator credentials. |
| Edit Del | Create PDF Document | | ✓ | This entity remembers pending Create Adobe PDF document jobs. |
| Edit Del | DateTimeObject | | ✓ | |
| Edit Del | DoX Docmap | | ✓ | |
| Edit Del | DreamFactory Shared View | | ✓ | This custom object stores shared views for all DreamFactory applications. |
| Edit Del | DreamTeam Action Item | | ✓ | This is an Action Item associated with an Issue. |
| Edit Del | DreamTeam Discussion | | ✓ | This is the threaded discussion object for DreamTeam. |
| Edit Del | DreamTeam Expense | | ✓ | Expense object for DreamTeam Time & Expense. |
| Edit Del | DreamTeam Highlight | | ✓ | Highlights are associated with a WorkStream or Project. |
| Edit Del | DreamTeam Issue | | ✓ | Issue associated with a DreamTeam Project or Task. |
| Edit Del | DreamTeam Linker | | ✓ | This is a general purpose linking object for DreamTeam. |
| Edit Del | DreamTeam Project | | ✓ | This is a Project for DreamTeam. |
| Edit Del | DreamTeam Resource | | ✓ | This is a Resource for a DreamTeam Project. |
| Edit Del | DreamTeam Task | | ✓ | This is a Task for a DreamTeam Project. |

Step 4: Select the Custom Field you wish to change by clicking on the Field Label. (i.e., Skill Level or Skill Type) *Note: on the DreamTeam Resource Custom Object please disregard the Skill Certification custom field.*



| Custom Fields & Relationships | | New | Field Dependencies | Custom Fields & Relationships Help | |
|--|---------------------------------------|---------------------------|--------------------|------------------------------------|--|
| Action | Field Label | Data Type | Controlling Field | Modified By | |
| Edit Del | Approval | Long Text Area(32000) | | Ken Neff, 1/11/2006 4:18 PM | |
| Edit Del | Archive | Checkbox | | Ken Neff, 1/11/2006 4:20 PM | |
| Edit Del | Attachment Link | Text(40) | | Travis Huch, 10/31/2005 11:35 AM | |
| Edit Del | Billing Cost Per Day | Currency(16, 2) | | Ken Neff, 1/11/2006 3:53 PM | |
| Edit Del | Billing Cost Per Use | Currency(16, 2) | | Ken Neff, 1/11/2006 3:54 PM | |
| Edit Del | Billing Hourly Rate | Currency(16, 2) | | Ken Neff, 1/11/2006 3:54 PM | |
| Edit Del | Billing Overtime Rate | Currency(16, 2) | | Ken Neff, 1/11/2006 3:55 PM | |
| Edit Del | Cost Per Day | Currency(16, 2) | | Ken Neff, 1/11/2006 3:52 PM | |
| Edit Del | Cost Per Use | Currency(16, 2) | | Ken Neff, 1/11/2006 3:56 PM | |
| Edit Del | Description | Text Area(255) | | Ken Neff, 1/11/2006 4:04 PM | |
| Edit Del | Expansion | Long Text Area(32000) | | Travis Huch, 10/31/2005 11:40 AM | |
| Edit Del | Extra Field | Text Area(255) | | Travis Huch, 10/31/2005 11:40 AM | |
| Edit Del | Hourly Rate | Currency(16, 2) | | Ken Neff, 1/11/2006 4:08 PM | |
| Edit Del | Overtime Rate | Currency(16, 2) | | Ken Neff, 1/11/2006 4:09 PM | |
| Edit Del | Project Link | Lookup(DreamTeam Project) | | Ken Neff, 1/11/2006 3:47 PM | |
| Edit Del | Purpose | Text(80) | | Travis Huch, 10/31/2005 11:42 AM | |
| Edit Del Replace | Skill Certification | Picklist | | Ken Neff, 1/11/2006 4:11 PM | |
| Edit Del Replace | Skill Level | Picklist | | Travis Huch, 10/31/2005 11:44 AM | |
| Edit Del Replace | Skill Set | Picklist | | Ken Neff, 1/11/2006 4:13 PM | |
| Edit Del | Version | Number(2, 2) | | Travis Huch, 10/31/2005 11:46 AM | |

Step 5: Here you have the choice whether to create a new entry, edit an existing entry, or delete an entry. You can also set the order of appearance by clicking on the Reorder button. Make sure to click save after making changes.

DreamTeam Resource Custom Field
Skill Level [Help for this Page](#)

[Back to DreamTeam Resource](#) [Validation Rules \(0\)](#)

Custom Field Definition Detail [Edit](#) [Set Field-Level Security](#) [View Field Accessibility](#)

Field Information

| | | | |
|-------------|--|------------------|----------------------------------|
| Field Label | Skill Level | Field Name | Skill_Level |
| Object Name | DreamTeam Resource | Namespace Prefix | |
| Data Type | Picklist | | |
| API Name | Skill_Level__c | | |
| Description | Various skill levels associated with the resource. You can edit this list. | | |
| Help Text | | | |
| Created By | Travis Huch, 10/31/2005 11:44 AM | Modified By | Travis Huch, 10/31/2005 11:44 AM |

Picklist Options

Controlling Field [\[New\]](#)

Field Dependencies [New](#) [Field Dependencies Help](#)

No dependencies defined.

Validation Rules [New](#) [Validation Rules Help](#)

No validation rules defined.

Picklist values [New](#) [Reorder](#) [Replace](#) [Printable View](#) [Picklist values Help](#)

| Action | Values | Default | Modified By |
|--|--------------|--------------------------|----------------------------------|
| Edit Del | None | <input type="checkbox"/> | Travis Huch, 10/31/2005 11:44 AM |
| Edit Del | Beginner | <input type="checkbox"/> | Travis Huch, 10/31/2005 11:44 AM |
| Edit Del | Intermediate | <input type="checkbox"/> | Travis Huch, 10/31/2005 11:44 AM |
| Edit Del | Advanced | <input type="checkbox"/> | Travis Huch, 10/31/2005 11:44 AM |
| Edit Del | Expert | <input type="checkbox"/> | Travis Huch, 10/31/2005 11:44 AM |

[^ Back To Top](#) Always show me [fewer](#) / [more](#) records per related list

Customizable fields in DreamTeam:

- Project Type located on the DreamTeam Project Custom Object
- Task Type located on the DreamTeam Task Custom Object
- Skill Type located on the DreamTeam Resource Custom Object
- Skill Level located on the DreamTeam Resource Custom Object