

DreamTeam Feature Release Notes

These release notes support the new sorting options added to the Project Calendar List View.

Contents:

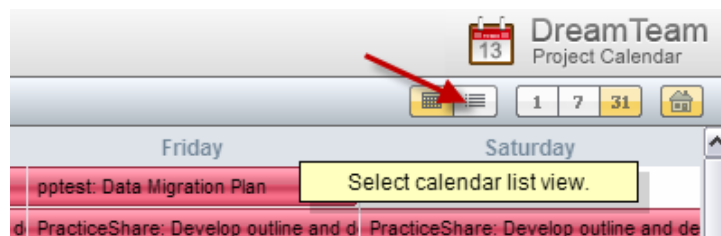
1. Overview of the new Sorting Options on the Project Calendar List View
2. Product Support

1. Overview of the new Sorting Options on the Project Calendar List View

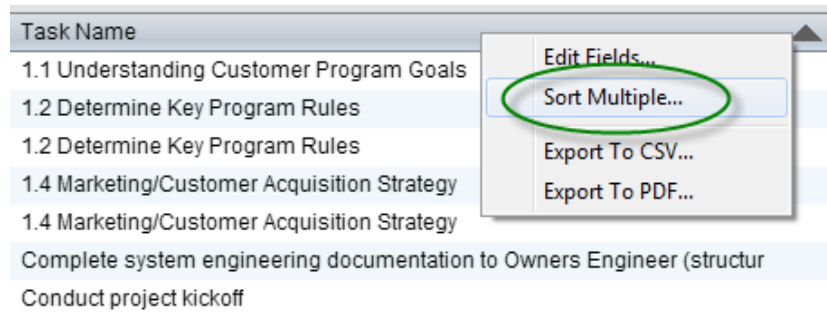
The DreamTeam Project Calendar now enables users to sort by multiple columns on the List View.

To Sort by multiple columns, simply follow the step below:

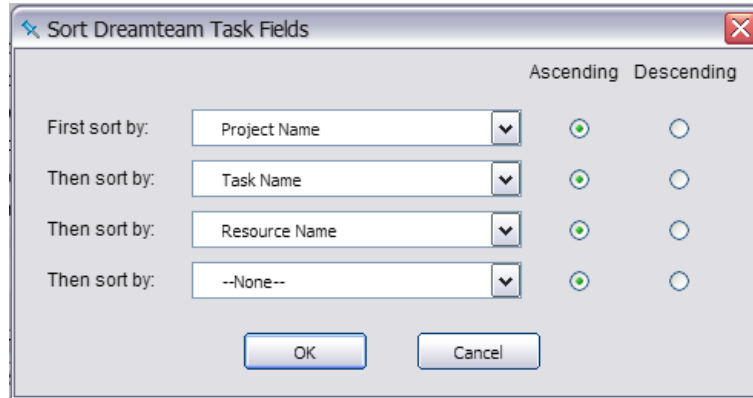
1. Once on the Project Calendar, click on the List View icon on the top right



2. Next, once in the List View, right click on the column header and select Sort Multiple.



- The Sort DreamTeam Task Fields dialog box will appear. Here users can select up to four columns to filter and also select whether they want the results to be displayed in ascending or descending order by clicking on the appropriate radio button. You can sort up to 4 columns at the same time.



- Once you click OK, the List View will appear again with triangles located on the right side of the column header indicating the sorting order. (NOTE: If you click on a column while multiple sorting has been set it will revert back to single sorting.)

Project Tasks (11)		
Project Name	Task Name	Resource Name
NAB_Asia_Phase_1	Conduct project kickoff	Adam Buxbaum
NAB_Asia_Phase_1	Conduct workshop w/execs	Adam Buxbaum
PM_Workplan	1.1 Understanding Customer Program Goals	Adam Buxbaum
PM_Workplan	1.2 Determine Key Program Rules	Adam Buxbaum
PM_Workplan	1.2 Determine Key Program Rules	Test User
PM_Workplan	1.4 Marketing/Customer Acquisition Strategy	Adam Buxbaum
PM_Workplan	1.4 Marketing/Customer Acquisition Strategy	Test User
pptest	Data Migration Plan	Adam Buxbaum
PracticeShare	Develop outline and develop discussion guide.	Test User
Router Installation	My Task	Test User
TD-_Gantt_Chart_Schedule	Complete system engineering documentation to Owners Engineer (structur	Adam Buxbaum

2. Product Support:

The purpose of this document is to highlight the new sorting options made to the Project Calendar List View. Please direct all questions to DreamFactory Support at one of the following Support Options.

Live Chat – You can initiate a Live Chat with one of our Success Engineers by simply clicking on the Support Menu and selecting the Live Chat option.

Phone Support – You can contact our Support Engineers by phone at 1-877-577-3453 or by selecting the Phone Support option from the Support Menu.

Email Support – You can also email DreamFactory Support at support@dreamfactory.com.

Support Wiki – You can access additional information by accessing the DreamFactory Support Wiki online at <http://dreamfactory.pbworks.com/SnapShot>.

DreamFactory Support is available 5:00 AM until 5:00 PM PST (8:00 AM – 8:00PM EST) M-F.